




AMENITIES



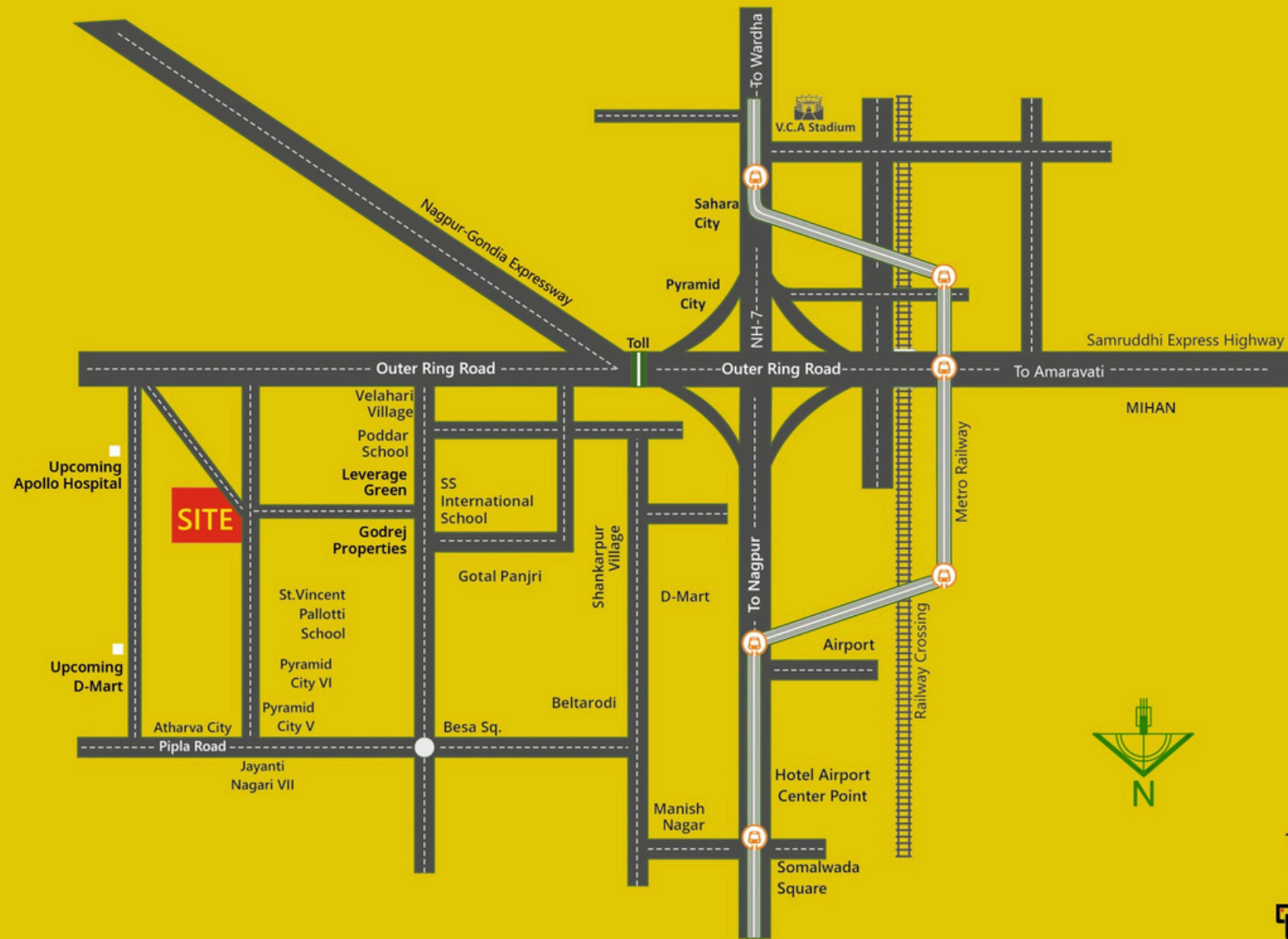
Amenities & Features



Nearby Locations

- 60 Ft DP Road from Jayanti Nagri - 7, Pipla to Outer Ring Road
- Godrej Township
- Leverage Green Township
- Ensara Metro Mark
- Upcoming D-Mart
- Upcoming Apollo Hospital
- Poddar International School
- Upcoming Nagpur - Gondia Expressway

LOCATION MAP (Not to Scale)



Site Address: Near Godrej Properties, Besa-Ghogli Road, Kh. No. 58, Pipla, Nagpur



Office Address: Plot No 487/A, 1st Floor (Godhuli),
Behind Hotel Tuli Imperial, Ramdaspath Nagpur

9226748342, 9022557843
www.elitewealthfx.com



P50500078477




MAHA RERA

This brochure is purely a conceptual presentation and not a legal offering. The promoters reserve the right to alter or make any changes in the elevation, plans and specifications as deemed fit.



CHAITNYA
GULMOHAR
—GREENS—

Discover Life in Full Bloom



Chaitnya Gulmohar Greens is a premium real estate plot project offering beautifully planned residential plots in a serene and lush green environment. Located in a prime area, it provides excellent connectivity to key city landmarks and essential amenities. The project features well-laid infrastructure, wide roads, and a secure gated community for peaceful living. Ideal for building your dream home or a lucrative investment, Gulmohar Greens combines modern living with nature's tranquillity. A perfect blend of affordability & luxury awaits you at this thoughtfully designed development.



AREA STATEMENT

PLOT NO.	SIZE (M)	PLOT AREA (SQ.M.)	PLOT AREA (SQ.FT.)
2	1/2 X (18.00 + 19.12) X 15.00	268.79	2893.25
3	8.50 X 15.00	127.50	1372.41
4	7.35 X 15.00	110.25	1186.731
5	7.35 X 15.00	110.25	1186.731
6	7.35 X 15.00	110.25	1186.731
7	7.35 X 15.00	110.25	1186.731
8	7.35 X 15.00	110.25	1186.731
9	7.35 X 15.00	110.25	1186.731
10	7.35 X 15.00	110.25	1186.731
11	7.35 X 15.00	110.25	1186.731
12	1/2 X (8.02 + 9.12) X 15.00	128.55	1383.7122
13	1/2 X (9.60 + 10.70) X 15.00	152.25	1638.819
14	7.80 X 15.00	117.00	1259.388
15	7.80 X 15.00	117.00	1259.388
16	7.80 X 15.00	117.00	1259.388
17	7.80 X 15.00	117.00	1259.388
18	7.80 X 15.00	117.00	1259.388
19	7.80 X 15.00	117.00	1259.388
20	7.80 X 15.00	117.00	1259.388
21	9.00 X 15.00	135.00	1453.14
22	1/2 X (18.76 + 20.20) X 14.40 + 1/2 X (20.15 + 20.20) X 0.60	283.01	3046.31
23	1/2 X (18.76 + 17.43) X 15.00	261.82	2818.23
24	9.00 X 15.00	135.00	1453.14
25	7.80 X 15.00	117.00	1259.388
26	7.80 X 15.00	117.00	1259.388
27	7.80 X 15.00	117.00	1259.388
28	7.80 X 15.00	117.00	1259.388
29	7.80 X 15.00	117.00	1259.388
30	7.80 X 15.00	117.00	1259.388
31	7.80 X 15.00	117.00	1259.388
32	1/2 X (8.50 + 9.60) X 15.00	135.75	1461.213
33	12.78 X 20.68	264.29	2844.81756
34	1/2 X (12.70 + 14.45) X 20.68	271.12	2918.33
35	1/2 X (25.48 + 24.22) X 15.00	372.75	4012.281